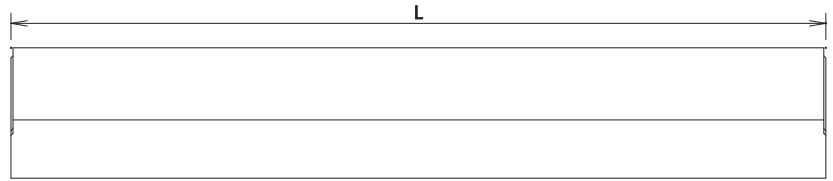
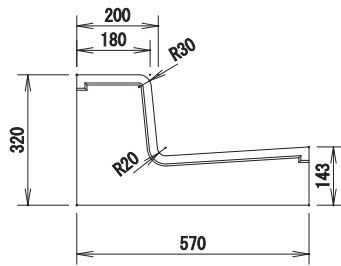
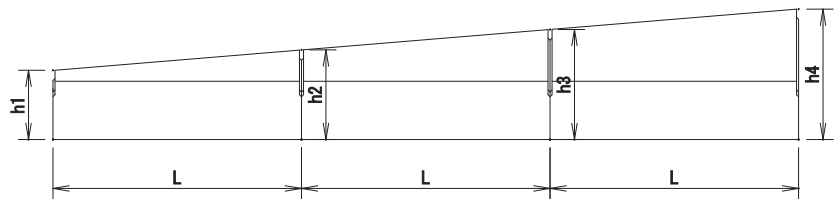
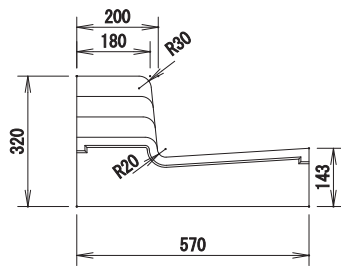


千葉土木型L形 片R 320

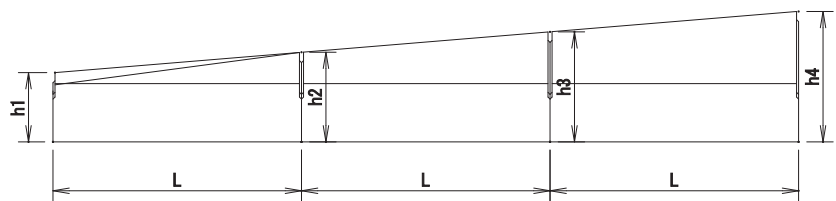
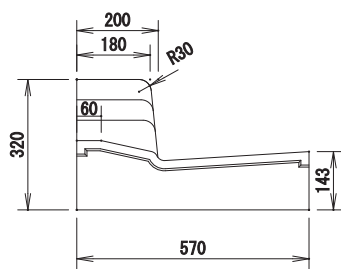
基本



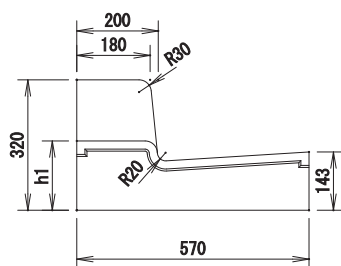
斜 (三段斜)



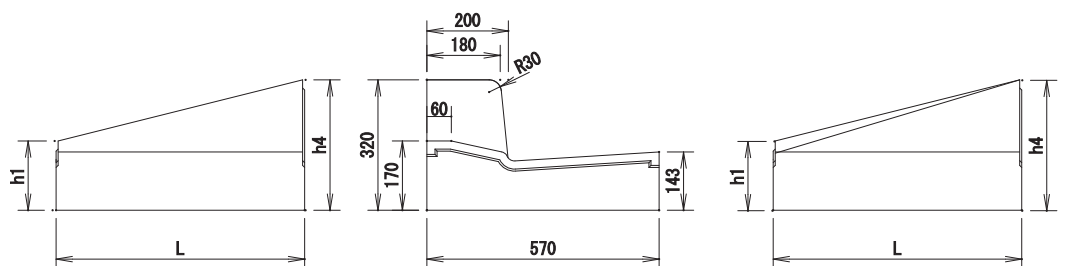
斜 (MTB11 12 13)



斜 (一段斜)



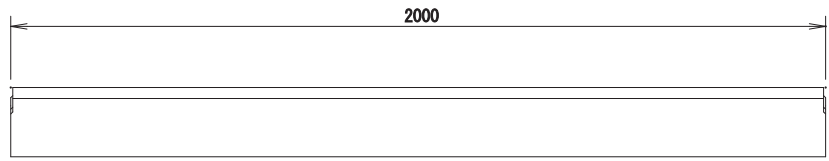
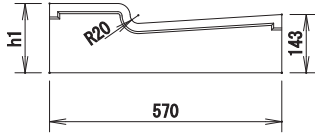
斜 (MTB1)



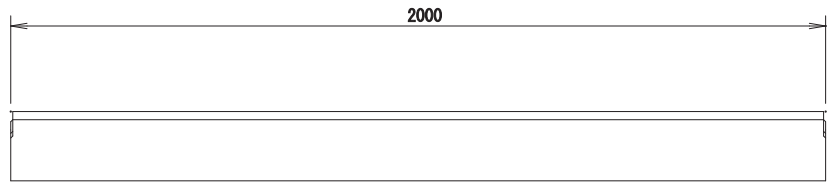
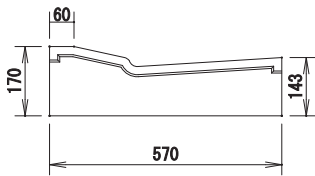
呼び名	寸法					重量 (kg)
	h1	h2	h3	h4	L	
基本(2000)	—	—	—	—	2000	523
基本(610)	—	—	—	—	610	157
三段斜 (140-200)	140	200	—	—	610	117
三段斜 (200-260)	—	200	260	—	610	132
三段斜 (260-320)	—	—	260	320	610	148
MTB11	170	220	—	—	610	117
MTB12	—	220	270	—	610	131
MTB13	—	—	270	320	610	152
一段斜 (170-320)	170	—	—	320	610	145
一段斜 (140-320)	140	—	—	320	610	131
MTB1	170	—	—	320	610	128

千葉土木型L形 片R 320

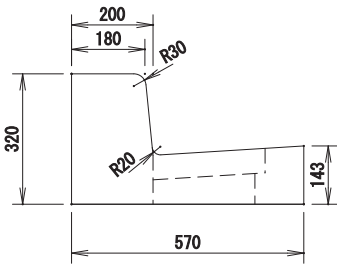
平



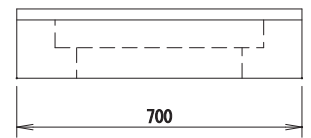
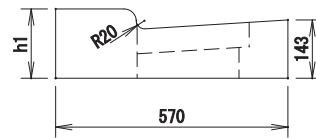
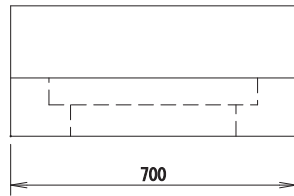
平 MDB1



縁 塊 (基本)



縁 塊 (平170) (平140)



縁 塊 (MDB1)

